




## Diaphragm Pumps for Air, Gases and Vapours



## Diaphragm Vacuum Pumps and Compressors

### Technical features:

- 100% oil-free transfer
- Pure transferring, evacuation and compression of gases
- Versions for slightly aggressive or corrosive gases and vapours
- Maintenance-free
- Environmentally friendly
- Gastight, leakage rate approx.  $6 \times 10^{-3}$  mbar x l/s, not tested in serial production.

### Series N 035.1.2 A\_.18 Pumps

Series N 035.1.2 diaphragm pumps are double-head, dry-running devices used in a wide range of laboratory applications. They transfer, compress and pump down without contamination.

The pumps are available in various versions differing in the materials which contact the media.

### Material in contact with the pumped media

Type/OrderNo.	Pump head	Diaphragm	Valves
N 035.1.2 AN.18	Aluminium	CR	Stainless steel
N 035.1.2 AT.18	Aluminium	PTFE-coated	Stainless steel

Choose the pump and the motor in accordance with the following example:

N 035.1.2 AN.18 with IP 44-Motor.

### Technical data:

	N 035.1.2 AN.18 IP 20-Motor	N 035.1.2 AN.18 IP 44-Motor
Delivery (l/min) <sup>1)</sup>	55	55
Ultimate vacuum (mbar abs.)	100	100
Operating pressure (bar g)	4	4
Connectors for tube (mm) ID 9		ID 9
Permissible gas and ambient temperature	+5...+40 °C	+5...+40 °C
Voltage/Frequencies	230V/50Hz	230V/50Hz
Motor protection	IP 20	IP 44
Power P <sub>1</sub>	300 W	320 W
Operating current	1.55 A	1.9 A
Weight	11.3 kg	11.6 kg
Dimensions LxHxW (mm) With thermal switch	321/222/250	349/222/250

Motors with other voltages and frequencies on request.

<sup>1)</sup> at atm. pressure

### Versions for slightly aggressive gases and vapours

	N 035.1.2 AT.18 IP 20-Motor	N 035.1.2 AT.18 IP 44-Motor
Delivery (l/min) <sup>1)</sup>	50	50
Ultimate vacuum (mbar abs.)	100	100
Operating pressure (bar g)	4	4
Connectors for tube (mm) ID 9		ID 9
Permissible gas and ambient temperature	+5...+40 °C	+5...+40 °C
Mains	230V/50Hz	230V/50Hz
Motor protection	IP 20	IP 44
Power P <sub>1</sub>	300 W	320 W
Operating current	1.55 A	1.9 A
Weight	11.3 kg	11.6 kg
Dimensions LxHxW (mm) With thermal switch	321/222/250	349/222/250

Motors with other voltages and frequencies on request.

<sup>1)</sup> at atm. pressure

### Accessories

Description	Details	for Type	Order No.
Silencer/Filter	G 1/4		000352
Pressure relief valve	4 bar	N 035.1.2 AN.18	047601
Fine control valve with pressure gauge	pressure side	N 035.1.2 AN.18	000482
Fine control valve with vacuum gauge	suction side	N 035.1.2 AN.18	000354

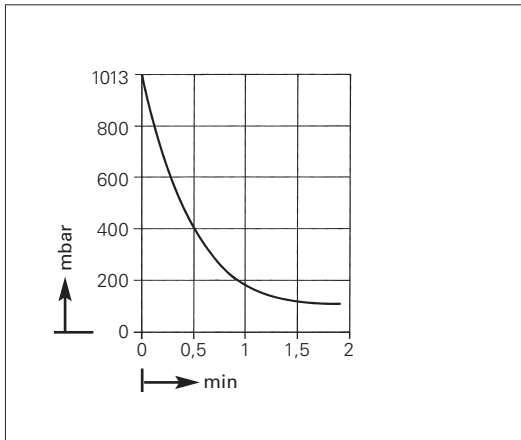
KNF reserves the right to make changes.

KNF 01/2013 Produced in Germany

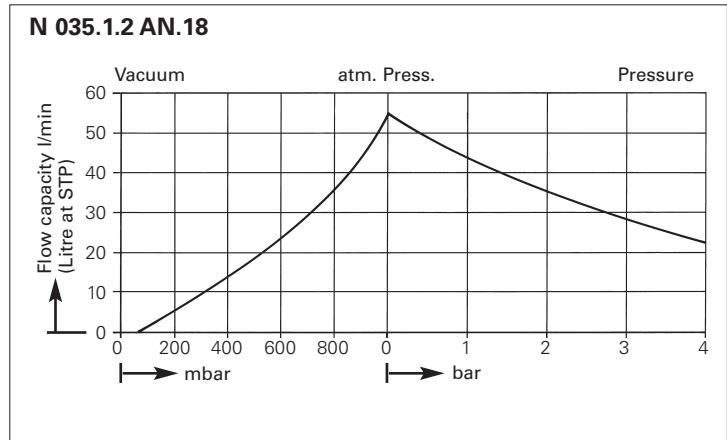


## Dimensions and performance characteristics

### Pump down time for 20 l receiver



### Performance characteristics



### Dimensions (mm)

