




## Diaphragm Pumps for Air, Gases and Vapours



### Diaphragm Vacuum Pumps and Compressors

#### Technical features:

- 100% oil-free transfer
- Pure transferring, evacuation and compression of gases
- Version for slightly aggressive or corrosive gases and vapours
- Maintenance-free
- Environmentally friendly
- Gastight, leakage rate approx.  $6 \times 10^{-3}$  mbar x l/s, not tested in serial production.

#### Series

#### N 026.1.2 A\_18 Pumps

Series N 026.1.2 diaphragm pumps are double-head, dry-running devices used in a wide range of laboratory applications. They transfer, compress and pump down without contamination.

The pumps are available in various versions differing in the materials which contact the media.

#### Technical data:

	N 026.1.2 AN.18	N 026.1.2 AT.18
Delivery (l/min) <sup>1)</sup>	39	31
Ultimate vacuum (mbar abs.)	100	100
Operating pressure (bar g)	2	2
Connectors for tube (mm)	ID 9	ID 9
Permissible gas and ambient temperature	+5...+40 °C	+5...+40 °C
Mains	230V/50Hz	230V/50Hz
Motor protection	IP 20	IP 20
Power P <sub>1</sub>	170 W	170 W
Operating current	0.85 A	0.85 A
Weight	5.8 kg	5.8 kg
Dimensions LxHxW (mm)	254/192/185	254/192/185
With thermal switch		

#### Material in contact with the pumped media

Type/OrderNo.	Pump head	Diaphragm	Valves
N 026.1.2 AN.18	Aluminium	CR	Stainless steel
N 026.1.2 AT.18	Aluminium	PTFE-coated	Stainless steel

Motors with other voltages and frequencies on request.

<sup>1)</sup> at atm. pressure

#### Accessories

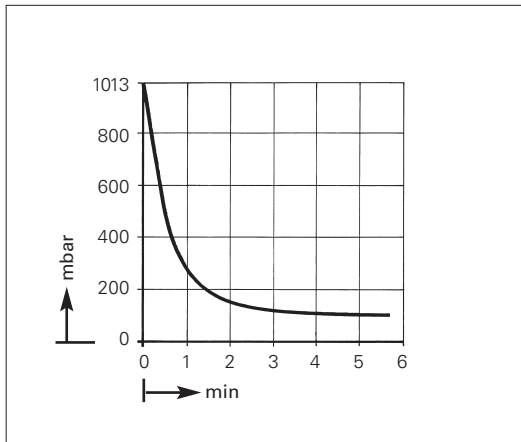
Description	Details	for Type	Order No.
Silencer/Filter	G 1/4		000352
Pressure relief valve	2 bar	N 026.1.2 AN.18	003074
Fine control valve with pressure gauge	pressure side	N 026.1.2 AN.18	011867
Fine control valve with vacuum gauge	suction side	N 026.1.2 AN.18	011868



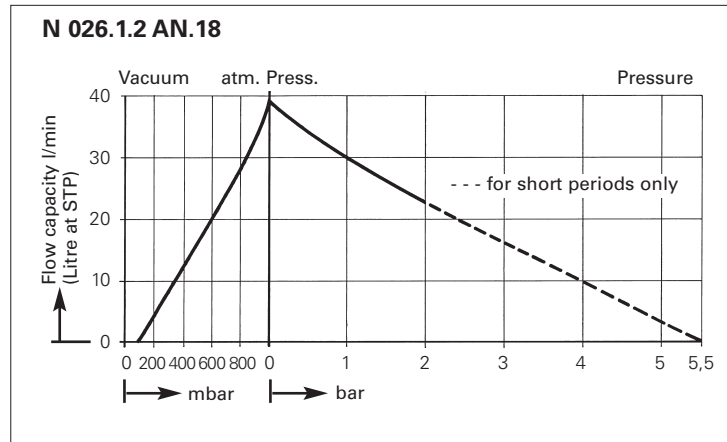
# Diaphragm Pumps for Air, Gases and Vapours

## Dimensions and performance characteristics

Pump down time for 20 l receiver



Performance characteristics



Dimensions (mm)

