

TOP
S
P
N



ROTOFIX 32 A
Benchtop Centrifuge

ROTOFIX 32 A

The ROTOFIX 32 A is a rugged, versatile and indispensable centrifuge for routine laboratory tasks in doctors' practices and small hospitals. But not only is the ROTOFIX 32 A ideally equipped for tasks in clinical chemistry, it can also play a vital role in cytology. Yet this versatile centrifuge can handle a lot more than medical applications. With its wide variety of accessories, the ROTOFIX 32 A can also be used for the preparation of samples in industrial and research laboratories. Tubes that are suitable for chrome bath testing are also available.



Control panel (E control panel)

PERFORMANCE

- max. RCF: 4,226
- max. capacity: 4 x 100 ml
 - max. 32 x 15 ml
 - max. 8 slide carriers for cyto preparations



DESIGN

- metal housing and lid
- stainless steel centrifuging chamber
- practical lid locking device
- viewing port in the lid

SAFETY

- lid locking and holding
- imbalance switch-off
- automatic rotor recognition
- emergency lid lock release

DISPLAY AND CONTROLS


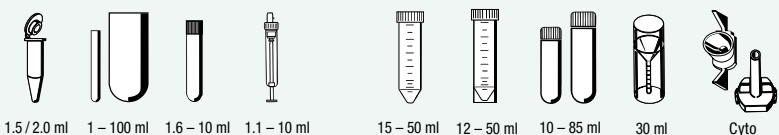


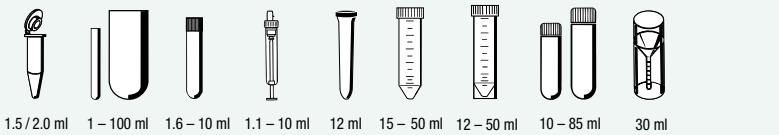


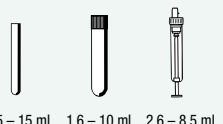





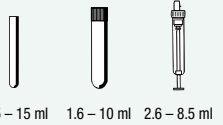





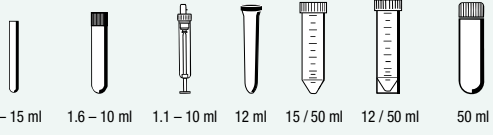


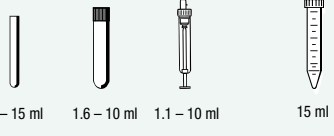


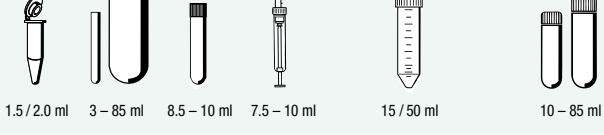





- foil keypad
 - fast, precise and easy entry of the parameters via selector keys
- speed RPM
 - entry in increments of 100
- time t/min
 - entry in minutes, max. 99 min.
- impulse key
 - for short centrifuging
- RCF key
 - Indication of the RCF during centrifugation, as long as the key is pressed. This requires the previous entry of the rotor radius.



ROTOFIX 32 A
Cat. No. 1206

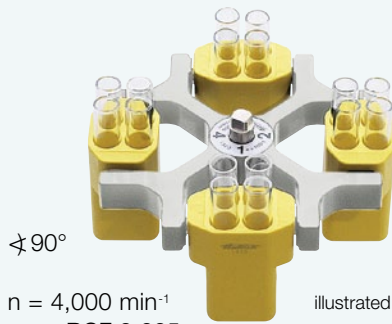
ROTORS

Quick overview of rotors and suitable accessories. The figures highlighted under the arrows refer to the pages where technical and ordering details are listed.

 <p>Swing-out rotor, 4-place $\sphericalangle 90^\circ$ $n = 4,000 \text{ min}^{-1}$ max. RCF 2,665 Cat. No. 1624</p>	 <p>1.5/2.0 ml 1-100 ml 1.6-10 ml 1.1-10 ml 15-50 ml 12-50 ml 10-85 ml 30 ml Cyto</p> <p> Page 4-5</p>
 <p>Swing-out rotor, 4-place $\sphericalangle 90^\circ$ $n = 4,000 \text{ min}^{-1}$ max. RCF 2,630 Cat. No. 1324</p>	 <p>1.5/2.0 ml 1-100 ml 1.6-10 ml 1.1-10 ml 12 ml 15-50 ml 12-50 ml 10-85 ml 30 ml</p> <p> Page 6-8</p>
 <p>Swing-out rotor, 8-place $\sphericalangle 90^\circ$ $n = 4,000 \text{ min}^{-1}$ max. RCF 2,415 Cat. No. 1611</p>	 <p>5-15 ml 1.6-10 ml 2.6-8.5 ml</p> <p> Page 8</p>
 <p>Swing-out rotor, 6-place $\sphericalangle 90^\circ$ $n = 4,000 \text{ min}^{-1}$ max. RCF 2,701 Cat. No. 1619</p>	 <p>15/50 ml</p> <p> Page 8</p>
 <p>Swing-out rotor, 12-place $\sphericalangle 55^\circ - 80^\circ$ $n = 4,000 \text{ min}^{-1}$ max. RCF 2,683 Cat. No. 1628</p>	 <p>5-15 ml 1.6-10 ml 2.6-8.5 ml</p> <p> Page 9</p>
 <p>Swing-out rotor, 8-place $\sphericalangle 45^\circ$ $n = 4,000 \text{ min}^{-1}$ max. RCF 2,469 Cat. No. 1617</p>	 <p>15/50 ml</p> <p> Page 9</p>
 <p>Angle rotor, 8-place $\sphericalangle 45^\circ$ $n = 4,000 \text{ min}^{-1}$ max. RCF 2,594 Cat. No. 1418</p>	 <p>5-15 ml 1.6-10 ml 1.1-10 ml 12 ml 15/50 ml 12/50 ml 50 ml</p> <p> Page 9</p>
 <p>Angle rotor, 12-place $\sphericalangle 35^\circ$ $n = 6,000 \text{ min}^{-1}$ max. RCF 4,146 Cat. No. 1613</p>	 <p>4-15 ml 1.6-10 ml 1.1-10 ml 15 ml</p> <p> Page 10</p>
 <p>Angle rotor, 6-place $\sphericalangle 35^\circ$ $n = 6,000 \text{ min}^{-1}$ max. RCF 4,226 Cat. No. 1620A</p>	 <p>1.5/2.0 ml 3-85 ml 8.5-10 ml 7.5-10 ml 15/50 ml 10-85 ml</p> <p> Page 11</p>
 <p>Cyto rotor, 6-place $n = 4,000 \text{ min}^{-1}$ max. RCF 2,039 Cat. No. 1626</p>	<p>Detailed information on our comprehensive range of cyto accessories is provided in a separate brochure. We will be pleased to send one to you on request.</p> <p> Cyto</p>
 <p>Cyto rotor, 8-place $n = 4,000 \text{ min}^{-1}$ max. RCF 2,218 Cat. No. 1648</p>	<p> Cyto</p>

ROTORS AND ACCESSORIES

Swing-out rotor, 4-place

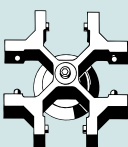













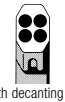
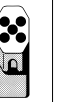
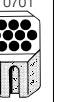
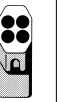
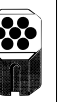

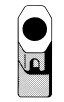
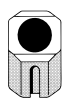
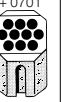
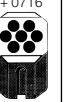


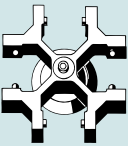








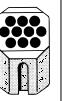

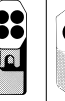
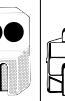

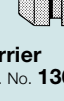
↻ 90°

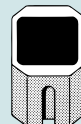







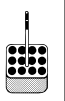
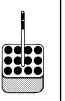

n = 4,000 min⁻¹
max. RCF 2,665

illustrated with carriers 1369

Cat. No. (without carriers) **1624**

capacity in ml	5	6	7	9	15	20	25	45	50	1.1–1.4	2.6–3.4		
Ø x L in mm	12 x 75	12 x 82	12 x 100	14 x 100	17 x 100	21 x 100	24 x 100	31 x 100	34 x 100	8 x 66	13 x 65		
Cat. No.	0553²⁾	0501²⁾	0578²⁾	0500²⁾	0518²⁾	-	0519²⁾	-	0521²⁾	blood/urine tubes			
 rotor Cat. No. 1624													
	 with decanting aid	 with decanting aid	 with decanting aid		 + 0701						 + 0701	 + 0716	
Cat. No.	1369-91	1372	1369-92	1370	1741	1369	1742	1346	1745	1345	1746	1741	1742
boring Ø x L in mm	11.5 x 64.4	13.5 x 65	11.5 x 71.5	14.6 x 74	14.6 x 78	17.6 x 74	17.6 x 78	21.5 x 74	26 x 78	32 x 74	35 x 78	14.6 x 78	17.6 x 78
tubes per rotor	16	68	16	20	40	16	28	8	4	40	28	40	28
max. RCF ²⁾	2,057	2,164	2,308	2,415	2,308	2,451	2,361	2,451	2,361	2,451	2,415	2,415	2,325
radius in mm	115	121	129	135	129	137	132	137	132	137	135	130	130
run-up in sec	22												
run-down in sec, braked	25												

capacity in ml	4–5.5	4.9	1.6–5	4–7	8.5–10	30	suspensions for cyto accessories
Ø x L in mm	15 x 75	13 x 90	13 x 75	16 x 75	16 x 100	26 x 95	
Cat. No.	blood collection/urine tubes					0545	cyto chambers³⁾
 rotor Cat. No. 1624							
	 + 0716	 + 0716	 + 0716				
Cat. No.	1742	1741	1742	1369	1745	1660	1680
boring Ø x L in mm	17.6 x 78	14.6 x 78	17.6 x 78	17.6 x 74	26 x 78	-	-
tubes per rotor	28	40	28	16	8	4	4
max. RCF ²⁾	2,325	2,451	2,325	2,308	2,451	1,646	1,467
radius in mm	130	137	130	129	137	92	82
run-up in sec	22						
run-down in sec, braked	25						

capacity in ml	1.5	2.0	1	3	4
Ø x L in mm	11 x 38		6 x 45	10 x 60	12 x 60
Cat. No.	2078	0536	Rhesus	-	-
 carrier Cat. No. 1366					
					
Cat. No.	5277	1357	1327	1326	
boring Ø x L in mm	11.5 x 38	6.5 x 23	10.5 x 23	12.5 x 44	
tubes per rotor	36	120	48		
max. RCF ²⁾	1,968	1,950	1,932		
radius in mm	110	109	108		
run-up in sec	22				
run-down in sec, braked	25				

¹⁾ Tested by the TÜV in conformity with DIN EN 61010, section 2-020.

²⁾ Please note that the RCF values indicated refer only to rotor performance. The max. permissible RCF of tubes used should be verified with the individual manufacturers. The max. RCF for glass tubes annotated with footnote ²⁾ is 4,000.

³⁾ Please ask for our detailed cyto brochure.

ROTORS AND ACCESSORIES



illustrated with carriers 1481 and lids 1492
with bio-containment¹⁾

Swing-out rotor Cat. No. (without carriers) 1624

capacity in ml	1.5	2.0	1	3	5/6/7	9	15	25	50	85	100	1.1–1.4	2.7–5	2.6–4.9	4–8.5	
Ø x L in mm	11 x 38		6 x 45	10 x 60	12 x 75/82/100		14 x 100	17 x 100	24 x 100	34 x 100	38 x 101	44 x 100	8 x 66	11 x 66/92	13 x 65/90	15 x 75/92
Cat. No.	2078	0536	Rhesus	-	0553²⁾/0501²⁾/0578²⁾		0500²⁾	0518²⁾	0519²⁾	0521²⁾	0549	0526²⁾	blood/urine tubes			
lid with bio-containment ¹⁾ Cat. No. 1492																
carrier Cat. No. 1481																
Cat. No.	1351	1339	1343	1383	1329	1330	1331	1396	0761	1457	1383	1459				
boring Ø x L in mm	11.2 x 38		6.5 x 34	10.5 x 43	13.4 x 48		17.6 x 91	25.2 x 87	35.2 x 87	38.5 x 92	45.9 x 98	9 x 47	13.4 x 48		15.6 x 47	
tubes per rotor	20		108	36	20		16	4				28	20		16	
max. RCF ²⁾	2,451		2,594	2,630	2,558		2,540	2,433	2,415	2,612	2,558	2,576	2,558		2,576	
radius in mm	137		145	147	143		142	136	135	146	143	144	143		144	
run-up in sec	22															
run-down in sec, braked	25															

capacity in ml	9–10	10	1.6–7	4–10	15	50	12	25	30	50	10	30	50	85	30	
Ø x L in mm	16 x 92	15 x 102	13 x 75/100	16 x 75/100	17 x 120	29 x 115	17 x 100	25 x 90	25 x 110	29 x 115	16 x 80	26 x 95	29 x 107	38 x 106	44 x 105	
Cat. No.	blood collection/urine tubes				0509	0513	-	-	-	-	-	0545	0546	0547	0534⁵⁾	
lid with bio-containment ¹⁾ Cat. No. 1492																
carrier Cat. No. 1481																
Cat. No.	1329	1329⁴⁾	1383	1348	1347	1384	6311	1363	1365	6318	1348	4417	4416	1396	0765	
boring Ø x L in mm	17.6 x 91		13.4 x 48	16.5 x 56	17 x 90	30 x 90	17 x 80	26 x 72	26 x 80	29.5 x 80	16.5 x 56	26 x 83	29 x 93	38.5 x 92	45.9 x 98	
tubes per rotor	16		20	16	4						16	4				
max. RCF ²⁾	2,540	2,665	2,558	2,522	2,665		2,343	2,665		2,522	2,451	2,630	2,612	2,540		
radius in mm	142	149	143	141	149		131	149		141	137	147	146	142		
run-up in sec	22															
run-down in sec, braked	25															

⁴⁾ Please remove the inserts.

⁵⁾ A rubber stopper for closing the tube is available under Cat. No. 0535.

The tube may not be centrifuged with the stopper. The stopper only serves to close the tube for agitating or mixing.

ROTORS AND ACCESSORIES

Swing-out rotor, 4-place



±90°

n = 4,000 min⁻¹
max. RCF 2,630

illustrated with carriers 1398

Cat. No. (without carriers) **1324**

capacity in ml	1.5	2.0	1	3	4	5	6	7	9	15	25	50	85	100
Ø x L in mm	11x38		6x45	10x60	10x88	12x75	12x82	12x100	14x100	17x100	24x100	34x100	38x101	44x100
Cat. No.	2078	0536	Rhesus	-	-	0553²⁾	0501²⁾	0578²⁾	0500²⁾	0518²⁾	0519²⁾	0521²⁾	0549	0526²⁾
lid with bio-containment ¹⁾ Cat. No. 1492														
carrier Cat. No. 1490														
Cat. No.	1351	1339	1343				1383	1329		1330	1331	1396	0761	
boring Ø x L in mm	11.2x38		6.5x34	10.5x43		13.4x48		17.6x91		25.2x87	35.2x87	38.5x92	45.9x100.5	
tubes per rotor	20		108	36		20		16		4				
max. RCF ²⁾	2,415		2,558	2,594		2,522		2,504		2,397	2,379	2,576	2,522	
radius in mm	135		143	145		141		140		134	133	144	141	
run-up in sec	27													
run-down in sec, braked	30													

capacity in ml	1.1–1.4	2.6–3.4	4.9	2.7–3	4.5–5	4–5.5	7.5–8.5	9–10	10	1.6–5	4–7	4–7	8.5–10
Ø x L in mm	8x66	13x65	13x90	11x66	11x92	15x75	15x92	16x92	15x102	13x75	13x100	16x75	16x100
Cat. No.	blood collection/urine tubes												
lid with bio-containment ¹⁾ Cat. No. 1492													
carrier Cat. No. 1490													
Cat. No.	1457	1383		1459		1329		1329⁴⁾		1383	1348		
boring Ø x L in mm	9x47		13.4x48			15.6x47		17.6x91		13.4x48		16.5x56	
tubes per rotor	28		20		16				20		16		
max. RCF ²⁾	2,540		2,522		2,540		2,504	2,630	2,522		2,486		
radius in mm	142		141		142		140	147	141		139		
run-up in sec	27												
run-down in sec, braked	30												

¹⁾ Tested by the TÜV in conformity with DIN EN 61010, section 2-020.

²⁾ Please note that the RCF values indicated refer only to rotor performance. The max. permissible RCF of tubes used should be verified with the individual manufacturers. The max. RCF for glass tubes annotated with footnote ²⁾ is 4,000.

⁴⁾ Please remove the inserts.

ROTORS AND ACCESSORIES



illustrated with carriers 1398

Swing-out rotor 1324

capacity in ml	15	30	50	12	25	30	50	10	30	50	85	30	
Ø x L in mm	17 x 120	25 x 110	29 x 115	17 x 100	25 x 90	25 x 110	29 x 115	16 x 80	26 x 95	29 x 107	38 x 106	44 x 105	
Cat. No.	0509	-	0513	-	-	-	-	-	0545	0546	0547	0534⁵⁾	
lid with bio-containment ¹⁾ Cat. No. 1492													
carrier Cat. No. 1490													
Cat. No.	1347	1356	1365	1384	6311	1363	1365	6318	1348	4417	4416	1396	0765
boring Ø x L in mm	17 x 90	17 x 107	26 x 80	30 x 90	17 x 80	26 x 72	26 x 80	29.5 x 80	16.5 x 56	26 x 83	29 x 93	38.5 x 92	45.9 x 100.5
tubes per rotor	4	12	4				16			4			
max. RCF ²⁾	2,630	2,630		2,308		2,630		2,486	2,415	2,594	2,576	2,504	
radius in mm	147	147		129		147		139	135	145	144	140	
run-up in sec	27												
run-down in sec, braked	30												

capacity in ml	5	6	7	9	15	2.6-3.4	2.7-3	4-5.5	4.5-5	4.9	9-10	10	1.6-5	4-7	4-7	12
Ø x L in mm	12 x 75	12 x 82	12 x 100	14 x 100	17 x 100	13 x 65	11 x 66	15 x 75	11 x 92	13 x 90	16 x 92	15 x 102	13 x 75	13 x 100	16 x 75	17 x 102
Cat. No.	0553²⁾	0501²⁾	0578²⁾	0500²⁾	0518²⁾	blood collection/urine tubes										
carrier Cat. No. 1398																
Cat. No.	1486	1482A	1486	1482A	1486	1482A	1486	1482A	1486	1482A	1486	1482A	1486	1482A	1487	
boring Ø x L in mm	13.4 x 57.5		17.5 x 81		13.4 x 57.5		17.5 x 81		13.4 x 57.5		17.5 x 81		13.4 x 57.5		17.5 x 81	17.5 x 74
tubes per rotor	20		16		20		16		20		16		20		16	12
max. RCF ²⁾	2,486		2,522		2,486		2,272		2,486		2,522		2,486		2,397	2,451
radius in mm	139		141		139		127		139		141		139		134	137
run-up in sec	27															
run-down in sec, braked	30															

⁵⁾ A rubber stopper for closing the tube is available under Cat. No. 0535.
The tube may not be centrifuged with the stopper. The stopper only serves to close the tube for agitating or mixing.
⁶⁾ When using these tubes, bucket 1490 cannot be closed with lid 1492.

ROTORS AND ACCESSORIES

Swing-out rotor, 6-place

Swing-out rotor, 8-place



∠90°

n = 4,000 min⁻¹
max. RCF 2,701








∠90°




n = 4,000 min⁻¹
max. RCF 2,415
















Swing-out rotor 1324

Cat. No. (with carriers) 1619

Cat. No. (without carriers) 1611

capacity in ml	15	50	12	50
∅ x L in mm	17x120	29x115	17x100	29x115
Cat. No.	0509	0513	-	-
 carrier Cat. No. 1398				
Cat. No.	1483A	1484	1482A	1484⁴⁾
boring ∅ x L in mm	17x100	30x98	17.5x81	30x98
tubes per rotor	16	4	16	4
max. RCF ²⁾	2,612	2,576	2,522	2,576
radius in mm	146	144	141	144
run-up in sec	27			
run-down in sec, braked	30			

capacity in ml	15	50
∅ x L in mm	17x120	29x115
Cat. No.	0509	0513
 rotor Cat. No. 1619		
Cat. No.	1462-A	-
boring ∅ x L in mm	17 x 84	30x87.5
tubes per rotor	6	
max. RCF ²⁾	2,701	
radius in mm	151	
run-up in sec	22	
run-down in sec, braked	25	

capacity in ml	5	6	7	10	15	2.6-3.4	2.7-3	4-5.5	4.5-5	7.5-8.5	1.6-5	4-7	4-7	8.5-10	
∅ x L in mm	12x75	12x82	12x100	17x70	13x100	17x100	13x65	11x66	15x75	11x92	15x92	13x75	13x100	16x75	16x100
Cat. No.	0553²⁾	0501²⁾	0578²⁾	2079	-	0518²⁾	blood collection/urine tubes								
 rotor Cat. No. 1611															
Cat. No.	1131	1643	1132	1643	1644	1131	1132	1643	1644	1131	1643	1132	1644		
boring ∅ x L in mm	13 x 53	13.2x 81	17.5 x 53	13.2x 81	17.5 x 81	13 x 53	17.5 x 53	13.2 x 81	17.5 x 81	13 x 53	13.2 x 81	17.5 x 53	17.5 x 81		
tubes per rotor	8														
max. RCF ²⁾	1,914	2,415	1,914	2,415	1,914	2,415	1,914	2,415	1,914	2,415	1,914	2,415	1,914	2,415	
radius in mm	107	135	107	135	107	135	107	135	107	135	107	135	107	135	
run-up in sec	22														
run-down in sec, braked	25														

²⁾ Please note that the RCF values indicated refer only to rotor performance. The max. permissible RCF of tubes used should be verified with the individual manufacturers. The max. RCF for glass tubes annotated with footnote ²⁾ is 4,000.

⁴⁾ Please remove the inserts.

ROTORS AND ACCESSORIES

Swing-out rotor, 8-place



∠45°

n = 4,000 min⁻¹
max. RCF 2,469

Cat. No. (with carriers) **1617**

Swing-out rotor, 12-place



∠55° (with carriers 1127)
∠60° (with carriers 1122)
∠80° (with carriers 1621)

n = 4,000 min⁻¹
max. RCF 2,683

Cat. No. (without carriers) **1628**





Angle rotor, 8-place











































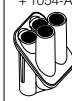


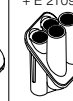
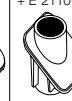
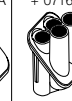
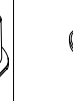

∠45°

n = 4,000 min⁻¹
max. RCF 2,594

Cat. No. (without adapters) **1418**

capacity in ml	15	50
∅ x L in mm	17x120	29x115
Cat. No.	0509	0513
		
rotor Cat. No. 1617		
Cat. No.	1462-A	-
boring ∅ x L in mm	17 x 84	30x94.5
tubes per rotor	8	
max. RCF ²⁾	2,469	
radius in mm	138	
run-up in sec	22	
run-down in sec, braked	25	

capacity in ml	5	10	15	2.6-3.4	2.7-3	4-5.5	7.5-8.5	1.6-5	4-7	8.5-10
∅ x L in mm	12x75	17x70	17x100	13x65	11x66	15x75	15x92	13x75	16x75	16x100
Cat. No.	0553²⁾	2079	0518²⁾	blood collection/urine tubes						
										
rotor Cat. No. 1628										
Cat. No.	1127	1122	1621	1127	1122	1621	1127	1122	1621	
boring ∅ x L in mm	13.2 x 53	17.5 x 53	17.5 x 79	13.2 x 53	17.5 x 53	17.5 x 79	13.2 x 53	17.5 x 53	17.5 x 79	
tubes per rotor	12									
max. RCF ²⁾	2,236	2,254	2,683	2,236	2,254	2,683	2,236	2,254	2,683	
radius in mm	125	126	150	125	126	150	125	126	150	
run-up in sec	22									
run-down in sec, braked	25									

capacity in ml	5	15	1.1-1.4	2.6-3.4	2.7-3	9-10	1.6-5	8.5-10	12	15	50	12	50	50
∅ x L in mm	12x75	17x100	8x66	13x65	11x66	16x92	13x75	16x100	17x102	17x120	29x115	17x100	29x115	29x107
Cat. No.	0553²⁾	0518²⁾	blood collection/urine tubes						0509	0513	-	-	0546	
														
rotor Cat. No. 1418	+ 1054-A 	+ 0716 	+ 1054-A 		+ 0716 	+ 1054-A 	+ 0716 	+ 0716 	+ 0716 	+ E 2109 	+ E 2110-A 	+ 0716 		
Cat. No.	1467	1467	1467			1467			1468	1467	1468	1467	1468	1468
boring ∅ x L in mm	17.4x91	17.4x91	17.4x91			17.4x91			30.2x92		17.4x91	30.2x92		
tubes per rotor	32	32	32			32			8		32	8		
max. RCF ²⁾	2,182	2,540	2,182			2,540	2,182	2,540	2,594	2,486	2,540	2,486		
radius in mm	122	142	122			142	122	142	145	139	142	139		
run-up in sec	36													
run-down in sec, braked	43													

ROTORS AND ACCESSORIES

















Angle rotor, 12-place











±35°

n = 6,000 min⁻¹
max. RCF 4,146

Cat. No. 1613

capacity in ml	4	5	6	15	1.1–1.4	2.6–3.4	2.7–3	4.5–5	4.9	7.5–8.5	9–10	10
Ø x L in mm	10x88	12x75	12x82	17x100	8x66	13x65	11x66	11x92	13x90	15x92	16x92	15x102
Cat. No.	-	0553²⁾	0501²⁾	0518²⁾	blood collection/urine tubes							
 rotor Cat. No. 1613												
												
Cat. No.	6305	1054-A	-		1054-A				-			
boring Ø x L in mm	11.5x67.5	13.5x60	17.7x88		13.5x60				17.7x88			
tubes per rotor	12											
max. RCF ²⁾	3,502	3,300	4,146		3,300				4,146			
radius in mm	87	82	103		82				103			
run-up in sec	13											
run-down in sec, braked	15											

capacity in ml	1.6–5	4–7	8	8.5–10	15
Ø x L in mm	13x75	13x100	16x125	16x100	17 x 120
Cat. No.	blood collection/urine tubes				0509
 rotor Cat. No. 1613					
					
Cat. No.	1054-A	1058	-		
boring Ø x L in mm	13.5x60	13.5x79	17.7x88		
tubes per rotor	12	12	6	12	6
max. RCF ²⁾	3,300	4,146			
radius in mm	82	103			
run-up in sec	13				
run-down in sec, braked	15				

²⁾ Please note that the RCF values indicated refer only to rotor performance. The max. permissible RCF of tubes used should be verified with the individual manufacturers. The max. RCF for glass tubes annotated with footnote ²⁾ is 4,000.

⁷⁾ 6-place adapter set for conical 50 ml tubes with screw cap.

ROTORS AND ACCESSORIES


















Angle rotor, 6-place

















±35°

n = 6,000 min⁻¹
max. RCF 4,226

Cat. No. 1620A




capacity in ml	1.5	2.0	3	15	50	75	85	7.5–8.5	9–10	10	8.5–10
Ø x L in mm	11 x 38		10 x 60	17 x 100	34 x 100	35 x 105	38 x 101	15 x 92	16 x 92	15 x 102	16 x 100
Cat. No.	2078	0536	-	0518²⁾	0521²⁾	0548	0549	blood/urine tubes			
 rotor Cat. No. 1620A											
											
Cat. No.	1449		1451	1463	-	1451					
boring Ø x L in mm	11.4 x 39		17.5 x 92	35 x 89	38.6 x 90.2	17.5 x 92					
tubes per rotor	24		6	6	6	6					
max. RCF ²⁾	4,105		3,904	4,146	4,226	3,904					
radius in mm	102		97	103	105	97					
run-up in sec	19										
run-down in sec, braked	22										

capacity in ml	15	50		10	30	50	85
Ø x L in mm	17 x 120	29 x 115		16 x 80	26 x 95	29 x 107	38 x 106
Cat. No.	0509	0513		-	0545	0546	0547
 rotor Cat. No. 1620A							
							
Cat. No.	1466	1454	1646⁷⁾	1448	1447	1446	-
boring Ø x L in mm	17 x 106	29.8 x 97	-	16.5 x 74	26 x 85	29 x 92	38.6 x 90.2
tubes per rotor	6	3	6	12	6		
max. RCF ²⁾	3,985	3,985	3,985	3,904	3,824	4,025	4,226
radius in mm	99			97	95	100	105
run-up in sec	19						
run-down in sec, braked	22						

ROTOFIX 32 A

TECHNOLOGY

ROTOFIX 32 A

Benchtop centrifuge, without rotor		
Power supply ^{*)}	208 – 240 V 1 ~	100 – 127 V 1 ~
Frequency	50 – 60 Hz	
Consumption	300 VA	
Emission, Immunity	EN / IEC 61326-1, class B	FCC class B
 /  Max. capacity	4 x 100 ml / 32 x 15 ml	
 Max. RPM (speed)	6,000 min ⁻¹	
Max. RCF	4,226	
Running time	1 – 99 min, ∞ continuous run, short cycle mode (impulse key)	
Dimensions (H x W x D)	257 x 366 x 430 mm	
Weight	approx. 23 kg	
Cat. No.	1206	1206-01

^{*)} Other voltages on request.



Hettich centrifuges comply with all relevant EU standards in effect and conform to the European level of quality and safety for medical devices. Evidence is provided by national and international test marks such as IEC 61010 or the CE conformity. The ISO 9001, ISO 13485 and ISO 14001 certificates accredited to the company bear witness to the extreme care and responsibility Hettich puts into the manufacturing of centrifuges and their accessories.



LAB TECHNOLOGY

Andreas Hettich GmbH & Co. KG

Föhrenstr. 12
D - 78532 Tuttlingen
Germany

www.hettichlab.com
info@hettichlab.com
service@hettichlab.com

Phone +49 (0)7461 / 705 -0
Fax +49 (0)7461 / 705 -122

National Sales: -200
International Sales: -201
National Service: -202
International Service: -203